

Courtney Boyles President

Kelly Violini, CEO / Manager

AGENDA

The Seventh District Agricultural Association – Board of Directors Meeting

Thursday, September 27, 2018 12:00 PM

Monterey County Fair & Event Center Administration Office

2004 Fairground Road, Monterey, CA 93940

Please refrain from bringing dogs to the board meeting

Lunch will be provided

I. Public Comment

Comments from the public will not receive board action. Comments must pertain to matters subject to the jurisdiction of the Monterey County Fair Board of Directors and will be limited to two (2) minutes per speaker.

II. Approval of Agenda

III. Correspondence

A. Exhibitor Correspondence – 2018 MCF

IV. Consent Agenda

A. Minutes – 7.10.18

B. Interim, Judges, Standards and Concessions Agreements

C. Approval of June, July and August Bills

V. Fair CEO Report

A. WFA Convention in January

VI. New Business

A. 2018 Monterey County Fair Wrap Up

B. Approval of 2019 Monterey County Fair Dates August 29-September 2

C. Approval of 2019 MCF Theme and Poster Art

D. Approval of Market Beef Rule for MCF

E. Consideration of October Board Meeting Date Change

VII. Old Business

A. Facility Plan

VIII. Committee Reports

A. Fair Committee

a. Report of September 27th Meeting

B. Buildings and Grounds - Plan Meeting

C. Satellite/Interim Events – Plan Meeting

D. Finance – Plan Meeting

E. Heritage – Report of 9.26.18 Meeting

IX. Directors Comments

X. Adjourn

Alyssa Wygal

From: Mark Wright <markw@filicefarms.com>
Sent: Wednesday, September 05, 2018 1:28 PM
To: Kelly Violini
Cc: Alyssa Wygal; Courtney Leonard - Potter Road Partners, LLC (ccleonard@sbcglobal.net)
Subject: Re: Constructive Criticism on the Livestock Area

To whom it may concern,

First of all I would like to thank the MCF for hosting the 2018 county fair. On behalf of my family we greatly appreciate that San Benito County is still included as an invited guest. We continue to participate at your fair because of close relationships and fond memories that were made when Lisa showed there over 25 years ago. We enjoy watching our kids cultivate new friendships each year with kids from Monterey County and we hope they too will develop a love for the fairs beyond their own San Benito County Fair.

I want to make sure I'm clear that this message is NOT meant to be negative and is intended to be constructive, positive and interactive. We all know that the Wright family has given and taken a lot away from the MCF over the years and I want to make sure that the livestock departments success is the primary focus.

We all understand that this was the first year without the "old" beef barns. I realize everyone was shooting from the hip on how to properly plan the tent structures to house the cattle and it might just "evolve" over time. I think there may need to be a little more thought in how the cattle are housed in the future in terms of a wider tent that can give a little more room and create a much safer environment. Between the cattle, displays and tack it was a very tight, unsafe area to work in. Unfortunately for the public we had to close access to all the beef barns to eliminate pass through visitors do to the severe lack of space. I know this was the first year so I'm sure it's on the radar to likely improve.

In terms of beef stall set up I along with numerous other parents think that it was unfair to delay the beef setup until the day before the fair started. The beef project requires a tremendous amount stuff (shit as Scott calls it ☺). In order to come into the barns(with the very limited access) and unload, set up and get out of everyone's way, it imperative that we do it the weekend before the fair opens. We make sure our kids are part of that process but we can not take them out of school on Monday or Tuesday to set up given the fact they are missing Thursday and Friday. On this subject matter I may actually be pleading with you to allow this to happen the weekend prior to the fair.

Now to the auction. The JLA is something that I am quite passionate about. As we all know by now we had a very "weak" sale this year. Do to unforeseen conditions I think we witnessed that our main industry supporters (the fresh vegetable industry) is in a business climate that is down right now. I don't feel it should be the produce industry that has to carry the sale each year but historically it has. I feel these kids need to really get out and market themselves in order to have the best chance of selling their own animals. As I heard the rumbles Saturday night, Sunday and Monday I challenged those parents to bring a buyer from another business sector other than Agriculture.

I regards to sale day it is my recommendation to continue having your lunch but DO NOT stop and eat. Any momentum we had that day was clearly lost after the meal. My simple thought is to have the committee walk around and hand out sandwiches, chips etc while the crowd is in the seats and keep them engaged in the sale. If you witnessed what happened after lunch you would have seen that we lost the crowd, money etc. I would venture to say that 40% of the animals that were sold after lunch were not at a break even price for the kids. Don't get me wrong it was not just the break for lunch that caused this but our sales group concurred that eating on the go would be worth a try.

In terms of steers I think we truly know that 21 head is more than MCF is capable of selling and maintain profitability. I'm in no way speaking on behalf of the Wright children but I can tell you numerous children lost hundreds if not thousands on that project. That in itself may correct itself when kids decide they may not want that kind of exposure to risk and don't raise one next year. It was by far the worst steer sale I have ever had to sell before. I think a lot of work needs to be done I order to make sure we can maintain the integrity of the show with ample entries but also we need to make sure we get them sold. If that takes some sort of quota on the amount of steers MCF will take in then so be it. Keep in mind that project usually starts around October with a steer purchase so it would be time sensitive.

All in all it was a good fair. I love working with your staff, junior fair board and especially Scott. The wool ladies may take a little more time for me to love 😊. I want MCF to be successful and problem free and that is the ONLY reason I wrote this. I heard enough complaints last week from different people and I told them I would pass on their thoughts as well as mine.

Sincerely,

Mark Wright

Ps I didn't spell or grammar check this so don't hold it against me. I'm eating a patty melt and typing. LOL
TAKE CARE.

Sent from my iPhone

On Sep 5, 2018, at 11:28 AM, Kelly Violini <kelly@montereycountyfair.com> wrote:

Hi Mark,

Alyssa forwarded your email to my attention. Our next Fair Committee meeting is scheduled for Thursday, September 27th at 10:00 AM. Please forward any comments in writing ten days prior or by Monday, September 17th so we are able to include it in the board packet.

Alyssa also has given me your invoice for auctioneering, and a check was mailed out yesterday.

Thank you,

Kelly Violini, CEO

Monterey County Fair & Event Center

www.montereycountyfair.com

831-372-8106

<image001.png>

NOTICE OF CONFIDENTIALITY

This e-mail message and its attachments (if any) are intended solely for the use of the addressee hereof. In addition, this message and the attachments (if any) may contain information that is confidential, privileged and exempt from disclosure under applicable law. Unless you are the addressee (or authorized to receive for the addressee), you are prohibited from reading, disclosing, reproducing, distributing, disseminating or otherwise using this transmission. Delivery of this message to any person other than the intended recipient is not intended to waive any right or privilege. If you have received this message in error, please promptly notify the sender by reply e-mail and immediately delete this message from your system. Thank you.

Monterey County Fair

2004 Garden RD

Monterey, CA 93940

September 3, 2018

Hello, my name is Christopher Wohlgemuth from Natividad 4H. I have won the Photography Sweepstakes. Thank you for the honor of winning the sweepstakes at the fair.

Sincerely,


Christopher Wohlgemuth

Memo

To: Jose Perez- Grandma Kitchen Catering Owner
From: Alyssa Wygal
cc: Kelly Violini
7th DAA Board of Directors
Date: July 24, 2018
Re: June Close Out

Hi Jose,

After reviewing the June concession tapes, I found a few items that needed to be further looked into/ fixed. After Stella corrected the issues, we show that Grandma Kitchen Catering owes the Monterey County Fair & Event Center an additional \$1,663.14. I have enclosed copies of both the incorrect and correct close out spreadsheets for all events that took place in June. This balance must be paid by July 31, 2018.

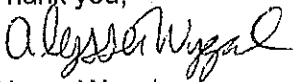
In addition it was found that your merchant credit card account is not only being used for bars sales on our facilities but it also being used at your restaurants. For auditing purposes, this can no longer happen. You must have a merchant credit card account that will only be used for events at the Monterey County Fair & Events Center July 31, 2018

Important Dates:

- \$1663.14 (additional amount owed) **July 31, 2018**
- Separate Merchant Credit Card Account- **July 31, 2018**

I thank you for your understanding and if you have any questions please feel free to contact me by email, Alyssa@montereycountyfair.com, or by calling our office at 831-372-5863.

Thank you,


Alyssa Wygal

Enclosure

Alyssa Wygal

From: Alyssa Wygal
Sent: Monday, August 20, 2018 10:30 AM
To: 'Kelly Bianchi'
Cc: Entries
Subject: MCF Livestock Exhibitor Training

Hello,

All Livestock Exhibitor Training certificates were due by July 31st. As of Friday, August 17th we had not received certificates from the following members of Hollister FFA:

Donovan Gabel
Matteo Ventimiglia
Shea Lynn Wolf

The above names were called on August 17th and were told that our office must receive their Livestock Exhibitor training certificate by 11:59pm on Monday, August 20th and if we do not receive it by this time they will NOT be allowed to weigh-in their animals or exhibit their livestock projects at the 2018 Monterey County Fair. However, if we do receive the certificate by 11:59 pm on Monday, August 20th they will be allowed to exhibit their livestock projects but they will need to work one (1) three (3) hours shift in the 4-H, FFA building on either August 30th or August 31st due to their certificate not being completed by the deadline. If they have not already signed up for their shift in the 4-H, FFA building they will need to contact myself by 5pm on Tuesday, August 21. If the exhibitor does not show up for their shift on either August 30th or August 31st they will NOT be allowed to sell their animal in the Junior Livestock Auction on Saturday, September 1st.

If any of the above exhibitors attended the Santa Cruz County Fair training on August 18th or plan to attend the San Benito County Fair training on August 25th those trainings will NOT count for the Monterey County Fair requirements.

As of now our office has received certificates from the following:


Donovan Gabel
Matteo Ventimiglia

Please let me know that you have received this email.

Thank you,

Alyssa Wygal

Exhibit Representative II
Monterey County Fair & Event Center
2004 Fairground Rd, Monterey, CA 93940
Phone: 831.372.5863 ext. 303
Fax: 831.372.8248



August 22, 2018

Shea Lynn Wolf
1899 McCloskey Ct.
Hollister, CA 95023

Dear Shea Lynn Wolf,

We did not receive your Mandatory Livestock Exhibitor training certificate by July 31st. A phone call was left for you on August 17th letting you know you were given an extension and it was due by 11:59 pm on Monday, August 20th. Enclosed is an email that was sent to you and your FFA Advisor on Monday, August 20th reminding you about the deadline. Due to our office not receiving the required training by 11:59 pm on Monday, August 20 you are not eligible to exhibit your livestock market animal at the 2018 Monterey County Fair.

If you have any questions regarding this letter, please contact myself by email, Alyssa@montereycountyfair.com, or by phone 831-372-5863 ext. 303.

Sincerely,


A handwritten signature in black ink, appearing to read 'Alyssa Wygal'.

Alyssa Wygal
Exhibit Representative II

CC:

Kelly Bianchi- Hollister FFA Advisor
Kelly Violini
7th DAA Board of Directors

Enclosure



August 9, 2018

Autumn LaMacchia
64750 Martinez Road
Lockwood, CA 93932

Dear Autumn LaMacchia,

Thank you for entering the 2018 Monterey County Fair. Every year after the entry deadline, our Entry Office sends all leaders approval paperwork for every exhibitor that has registered under his or her given club. Unfortunately, after receiving the approval paper work back for your club it came to our attention that you are not eligible to exhibit the lamb or goat projects you entered at the 2018 Monterey County Fair.

The reasons of why you are not eligible to show at the 2018 Monterey County Fair are listed below and were given to us by the Monterey County 4-H Program Representative:

1. Autumn was not enrolled in a lamb project this year in 4-H.
2. The goat leader listed for Mission is Bart Guidotti. No meetings were held all year. State policy requires a minimum of 6 hours of instruction to qualify.
3. Both members have not completed and turned in an Annual Project Report Form (a part of the 4-H record book) for any project which verifies the meetings, the 4-H education hours and the project leader's signature testifying to the accuracy.

If you have any questions regarding this letter, please contact myself by email, Alyssa@montereycountyfair.com, or by phone 831-372-5863 ext. 303.


Sincerely,

A handwritten signature in cursive script that reads 'Alyssa Wygal'.

Alyssa Wygal
Exhibit Representative II

CC:

Lorin Hofmann-Lurz, Monterey County 4-H Program Representative
Claudia Guidotti, Mission 4-H Club Community Leader
Kelly Violini
7th DAA Board of Directors



August 9, 2018

Laci LaMacchia
PO Box 244
Lockwood, CA 93932

Dear Laci LaMacchia,

Thank you for entering the 2018 Monterey County Fair. Every year after the entry deadline, our Entry Office sends all leaders approval paperwork for every exhibitor that has registered under his or her given club. Unfortunately, after receiving the approval paper work back for your club it came to our attention that you are not eligible to exhibit the lamb project you entered at the 2018 Monterey County Fair.

The reasons of why you are not eligible to show at the 2018 Monterey County Fair are listed below and were given to us by the Monterey County 4-H Program Representative:

1. Not clear on Laci's participation in lambs.
2. Both members have not completed and turned in an Annual Project Report Form (a part of the 4-H record book) for any project which verifies the meetings, the 4-H education hours and the project leader's signature testifying to the accuracy.

If you have any questions regarding this letter, please contact myself by email, Alyssa@montereycountyfair.com, or by phone 831-372-5863 ext. 303.

Sincerely,

Alyssa Wygal
Exhibit Representative II

CC:

Lorin Hofmann-Lurz, Monterey County 4-H Program Representative
Claudia Guidotti, Mission 4-H Club Community Leader
Kelly Violini
7th DAA Board of Directors



a California joint powers agency

1776 Tribute Road, Suite 205
Sacramento, CA 95815
Office: 916.263.3349 Fax: 916.263.3341
www.calairs.com

September 20, 2018

FOR IMMEDIATE RELEASE:

**CARF JOINS LAWSUIT TO PROTECT THE FUTURE OF HORSE RACING
IN NORTHERN CALIFORNIA**

Sacramento, CA --- The California Authority of Racing Fairs (CARF) has been granted leave to intervene on behalf of the California Horse Racing Board (CHRB) in the lawsuit brought by the Pacific Racing Association (PRA), to represent the interests of CARF's Satellite Wagering Facility membership, their employees and the local communities in which they reside.

PRA, operator of Golden Gate Fields in Albany, Calif., asserts that the CHRB cannot mandate satellite agreements with Northern California off-track betting facilities as a requirement for granting a racing license. This argument is unsupported by the law and only seeks to deny the public of the opportunity to wager on horse racing and places the careers of employees at these facilities in jeopardy.

The CARF Board voted unanimously to intervene in this action to ensure the interests of its members' employees and the communities that support off-track betting are represented at the table. "The CHRB is rightly furthering their mission to safely regulate pari-mutuel wagering for the protection of the public while promoting horse racing, breeding and wagering opportunities by requiring PRA to make their races available to wager at existing facilities in Northern California," said Larry Swartzlander, Executive Director of CARF.

Communities directly affected by this lawsuit include the cities and surrounding areas of Fresno, Monterey, Pleasanton, Sacramento, San Jose, San Mateo, Santa Rosa, Stockton and Vallejo.

California's modern horse racing industry was established in 1933 with the stated purpose of enhancing the sustainability of agriculture and the State's fair

C A L I F O R N I A A U T H O R I T Y O F R A C I N G F A I R S

network. The first legal wager on horse racing was placed at the San Joaquin County Fair in August 1933. Satellite wagering is available at District Agricultural Associations and County Fairs throughout California.

CARF strives to offer horse racing to communities throughout the State and serves as a champion for its contributions to the State's agribusiness economy. CARF has four live racing members in Northern California and 13 off-track wagering facilities located throughout California. The foremost desire of CARF-member fairs is to present the racing industry to current and future customers and to support the growth of horse racing on behalf of the State of California.



CALIFORNIA DEPARTMENT OF
FOOD & AGRICULTURE
Karen Ross, Secretary

September 7, 2018

F2018-04

TO: All Fairs

SUBJECT: 2018 State Rules Advisory Committee Meeting

Fairs & Expositions (F&E) wishes to invite you to the upcoming meeting of the 2018 State Rules Advisory Committee, to be held on Thursday, October 18, 2018 @ 10:00 am at the California Exposition & State Fair, Board Room, 1600 Exposition Blvd., Sacramento, 95815. The primary purpose of this meeting is to discuss any pertinent state rule change recommendations by the State Rules Advisory Committee.

We will send by email, the agenda 10 days in advance of the meeting, and it will also be posted on the F&E website. If there are any state rule topics that you would like considered for the agenda, please provide that information via email to the Ag Programs Manager, Jay Carlson at jcarlson@calexpo.com by September 28, 2018.

Teleconferencing lines will be available for use on the day of the meeting. Specific instructions for use of the teleconferencing lines will be provided with the agenda.

Respectfully,

John Quiroz, Branch Chief
Fairs & Expositions Branch



AP Payments Check Register

Monterey County Fair
Kelly Violini

Wednesday, September 26, 2018 3:27:55PM
Page 1

Reference	Date	Vendor	Vendor Description	Net Pay	Merge #
FedTx060518	6/8/2018	IRS	Internal Revenue Service	5,780.41	37,828
CaTax060518	6/8/2018	EDD	EMPLOYMENT DEVELOPMENT DEPARTMEI	701.82	37,829
CaTax062018	6/25/2018	EDD	EMPLOYMENT DEVELOPMENT DEPARTMEI	580.54	37,862
FedTx062018	6/25/2018	IRS	Internal Revenue Service	5,284.29	37,863
CaTax062918	7/5/2018	EDD	EMPLOYMENT DEVELOPMENT DEPARTMEI	1,160.74	37,877
FedTx062918	7/5/2018	IRS	Internal Revenue Service	5,335.88	37,878
1001112732	7/9/2018	CALPERS	CALPERS	13,448.37	37,886
1001112778	7/9/2018	BLUCRO	CALPERS - HCF	5,213.96	37,887
1001112783	7/9/2018	BLUCRO	CALPERS - HCF	17.21	37,888
1001117915	7/13/2018	CALPERS	CALPERS	13,034.07	37,930
CaTax072018	7/25/2018	EDD	EMPLOYMENT DEVELOPMENT DEPARTMEI	509.41	37,937
FedTx072018	7/25/2018	IRS	Internal Revenue Service	4,571.71	37,938
CaTax070518	7/10/2018	EDD	EMPLOYMENT DEVELOPMENT DEPARTMEI	510.71	37,935
FedTx070518	7/10/2018	IRS	Internal Revenue Service	4,790.41	37,936
1001133831	8/5/2018	BLUCRO	CALPERS - HCF	5,213.96	37,998
1001133836	7/31/2018	BLUCRO	CALPERS - HCF	11.99	37,999
CaTax080318	8/8/2018	EDD	EMPLOYMENT DEVELOPMENT DEPARTMEI	586.09	38,043
FedTx080318	8/8/2018	IRS	Internal Revenue Service	5,331.01	38,044
CaTax082018	8/23/2018	EDD	EMPLOYMENT DEVELOPMENT DEPARTMEI	546.98	38,099
FedTx082018	8/23/2018	IRS	Internal Revenue Service	5,049.02	38,100
EFT 08/18	8/23/2018	CALPERS	CALPERS	385.14	38,118
1001146322	8/23/2018	CALPERS	CALPERS	14,878.92	38,168
EFT 08/18	8/31/2018	BLUCRO	CALPERS - HCF	11.99	38,223
39456	6/6/2018	AMESUP	AMERICAN SUPPLY COMPANY	1,931.62	37,830
39457	6/6/2018	ANDLOC	ANDERSON LOCK AND SAFE	148.27	37,831
39458	6/6/2018	ATT	A T & T	109.83	37,832
39459	6/6/2018	AURIA	RUSSELL AURIA PEST CONTROL SERVICE!	400.00	37,833
39460	6/6/2018	BARCAR	BARRY'S CARPET SERVICE	1,600.00	37,834
39461	6/6/2018	BILLPLUM	BILL'S PLUMBING, DRAIN AND BACKFLOW	340.00	37,835
39462	6/6/2018	CFSA	CALIFORNIA FAIR SERVICES AUTHORITY	715.00	37,836
39463	6/6/2018	CLSBOO	CLS BOOKKEEPING SERVICES	162.00	37,837
39464	6/6/2018	COLTON	COLTON HEATING AND SHEET METAL	755.00	37,838
39465	6/6/2018	COPKIN	Copy King	127.24	37,839 (Voided)
39466	6/6/2018	CULWAT	CULLIGAN QUALITY WATER ENTERPRISES!	109.08	37,840
39467	6/6/2018	CURWAV	CURRENT WAVE MEDIA	2,000.00	37,841
39468	6/6/2018	DIRTV	DIRECTV	197.47	37,842
39469	6/6/2018	ELVCLC	ELVI'S CLEANING SERVICES	1,010.00	37,843
39470	6/6/2018	FWMEDIA	FWMEDIA	85.00	37,844
39471	6/6/2018	HENCON	HENNINGSEN CONSTRUCTION	4,000.00	37,845
39472	6/6/2018	HOMDEP	HOME DEPOT	1,015.35	37,846
39473	6/6/2018	KYSMET	KYSMET SECURITY & PATROL	1,134.30	37,847
39474	6/6/2018	MONWEE	MONTEREY COUNTY WEEKLY	430.00	37,848
39475	6/6/2018	OFFDEP	OFFICE DEPOT	91.99	37,849
39476	6/6/2018	PAR	PACIFIC AG RENTALS	1,562.01	37,850
39477	6/6/2018	PENMES	PENINSULA MESSINGER SERVICE	118.00	37,851
39478	6/6/2018	RAYNE	RAYNE WATER	42.00	37,852
39479	6/6/2018	STAATS	STAATS	105.10	37,853
39480	6/6/2018	ULINE	ULINE SHIPPING SUPPLY SPECIALISTS	143.44	37,854
39481	6/6/2018	URBLUM	URBAN LUMBERJACKS, INC.	2,150.00	37,855
39482	6/6/2018	VOYAGER	VOYAGER	411.12	37,856
39483	6/6/2018	XOPAN	XOPANDORA	740.00	37,857
39484	6/6/2018	CALIRO	CALIFORNIA ROOTS LLC	2,250.00	37,858
39485	6/6/2018	CALSTA	CALIFORNIA, STATE OF	175.00	37,859

AP Payments Check Register

Monterey County Fair
Kelly Violini

Wednesday, September 26, 2018 3:27:55PM
Page 2

Reference	Date	Vendor	Vendor Description	Net Pay	Merge #
39486	6/6/2018	IUOE12	INT'L. UNION OF OPERATING ENGINEERS	46.84	37,860
39487	6/6/2018	TEAMSTER	TEAMSTERS UNION LOCAL #853	35.00	37,861
39489	6/10/2018	ELVCLE	ELVI'S CLEANING SERVICES	7,790.00	37,865
39488	6/21/2018	ELVCLE	ELVI'S CLEANING SERVICES	14,320.00	37,864
39491	6/28/2018	BRIMAR	BRICKMAN MARKETING	3,560.00	37,870
39492	6/28/2018	CASH	CASH	700.00	37,871
39493	6/28/2018	ELVCLE	ELVI'S CLEANING SERVICES	5,670.00	37,872
39494	6/28/2018	EREVU	EREVU GROUP	7,250.00	37,873
39495	6/28/2018	MIKSIG	MIKESIGNS	2,752.01	37,874
39496	6/28/2018	TRIOI	OLIVIA TRINIDAD	1,937.17	37,875
39497	6/28/2018	WYGALY	ALYSSA WYGAL	43.48	37,876
39500	6/30/2018	CFSA	CALIFORNIA FAIR SERVICES AUTHORITY	3,835.00	37,879
39501	6/30/2018	CALSTA	CALIFORNIA, STATE OF	175.00	37,880
39502	6/30/2018	IUOE12	INT'L. UNION OF OPERATING ENGINEERS	46.84	37,881
39503	6/30/2018	MCHA	MONTEREY COUNTY HOSPITALITY ASSOC	300.00	37,882
39504	6/30/2018	MONROC	MONTEREY ROCK AND ROD FESTIVAL	500.00	37,883
39505	6/30/2018	PERBEA	BEATRIZ PEREZ	500.00	37,884
39506	6/30/2018	TEAMSTER	TEAMSTERS UNION LOCAL #853	35.00	37,885
39507	6/30/2018	HERFOU	HERITAGE FOUNDATION	112.48	37,889
39508	6/30/2018	CLSBOO	CLS BOOKKEEPING SERVICES	137.00	37,890
39376	6/30/2018	CLSBOO	CLS BOOKKEEPING SERVICES	137.00	37,891 (Voided)
39513	7/11/2018	ADMONE	ADMIT ONE PRODUCTS	262.78	37,896
39514	7/11/2018	ATT	A T & T	220.59	37,897
39515	7/11/2018	BLUSTR	BLUE STRIKE ENVIRONMENTAL	1,624.00	37,898
39516	7/11/2018	CAIMAR	MARCI BRACCO CAIN	2,383.33	37,899
39517	7/11/2018	CHIMAR	CHIDLAW MARKETING	13,783.00	37,900
39518	7/11/2018	CUSTACK	CUSTOM TACK	451.28	37,901
39519	7/11/2018	DATFLO	DATA FLOW BUSINESS SYSTEMS	131.51	37,902
39520	7/11/2018	DELDEN	DELTA DENTAL	378.16	37,903
39521	7/11/2018	DIRTV	DIRECT TV	197.47	37,904
39522	7/11/2018	FEDKIN	FEDEX KINKO'S	166.23	37,905
39523	7/11/2018	ITACOW	ITALIAN COWBOYS BBQ CATERING	230.00	37,906
39524	7/11/2018	MIKSIG	MIKESIGNS	3,031.69	37,907
39525	7/11/2018	MONCIT	CITY OF MONTEREY	4,438.44	37,908
39526	7/11/2018	MONPIN	MONTEREY PINES GOLF CLUB	400.00	37,909
39527	7/11/2018	QUILL	QUILL.COM	14.34	37,910
39528	7/11/2018	RAYNE	RAYNE WATER	42.00	37,911
39529	7/11/2018	ULINE	ULINE SHIPPING SUPPLY SPECIALISTS	103.99	37,912
39530	7/11/2018	VOYAGER	VOYAGER	383.21	37,913
39531	7/11/2018	ATT	A T & T	306.46	37,914
39532	7/11/2018	CRULAR	LARRY CRUMP	396.34	37,915
39533	7/11/2018	ADMONE	ADMIT ONE PRODUCTS	538.69	37,916
39534	7/11/2018	CALROD	CALIFORNIA RODEO, INC.	475.00	37,917
39535	7/11/2018	DELDEN	DELTA DENTAL	378.16	37,918
39536	7/11/2018	MONONE	MONTEREY ONE WATER	2,651.59	37,919
39509	6/15/2018	MONHEA	MONTEREY COUNTY HEALTH DEPARTMEN	928.00	37,892
39537	7/11/2018	SUBPRO	SUBURBAN PROPANE	851.15	37,920
39510	6/15/2018	MONHEA	MONTEREY COUNTY HEALTH DEPARTMEN	652.00	37,893
39511	6/15/2018	MONHEA	MONTEREY COUNTY HEALTH DEPARTMEN	899.00	37,894
39512	6/15/2018	MONHEA	MONTEREY COUNTY HEALTH DEPARTMEN	928.00	37,895
39538	6/30/2018	ALDNIC	NICOLETTE ALDRETE	150.00	37,921
39539	6/30/2018	BELJUL	JULIA BELL	89.93	37,922
39540	6/30/2018	DURMAR	MARIA DURAN	270.00	37,923

AP Payments Check Register

Monterey County Fair
Kelly Violini

Wednesday, September 26, 2018 3:27:55PM
Page 3

Reference	Date	Vendor	Vendor Description	Net Pay	Merge #
39541	6/30/2018	ELVCLE	ELVI'S CLEANING SERVICES	1,450.00	37,924
39542	6/30/2018	GRAHAY	HAYDEN GRAY	44.16	37,925
39543	6/30/2018	KYSMET	KYSMET SECURITY & PATROL	484.50	37,926
39544	6/30/2018	WYGALY	ALYSSA WYGAL	43.48	37,927 (Voided)
39545	6/30/2018	HURJER	JERICA HURTADO	24.53	37,928
39546	7/12/2018	MONHEA	MONTEREY COUNTY HEALTH DEPARTMEN	178.00	37,929 (Voided)
39549	7/18/2018	CALSTA	CALIFORNIA, STATE OF	175.00	37,931
39550	7/18/2018	GRAHAY	HAYDEN GRAY	27.25	37,932
39551	7/18/2018	FESART	ARTICHOKE FESTIVAL	1,091.50	37,933
39552	7/19/2018	MONHEA	MONTEREY COUNTY HEALTH DEPARTMEN	191.00	37,934
39546	7/12/2018	MONHEA	MONTEREY COUNTY HEALTH DEPARTMEN	178.00	37,939 (Voided)
39544	6/30/2018	WYGALY	ALYSSA WYGAL	43.48	37,940 (Voided)
39465	6/6/2018	COPKIN	Copy King	127.24	37,941 (Voided)
39556	7/24/2018	GESBAR	BARBARA GESSWEIN	59.00	37,943
39557	7/24/2018	GOLPEG	PEGGY GOLDMAN	172.52	37,944
39558	7/24/2018	CFSA	CALIFORNIA FAIR SERVICES AUTHORITY	19,738.73	37,945
39559	7/24/2018	CFSA	CALIFORNIA FAIR SERVICES AUTHORITY	11,857.88	37,946
39560	7/26/2018	A&R	A & R PLUMBING	195.25	37,947
39561	7/26/2018	ADMONE	ADMIT ONE PRODUCTS	7,331.95	37,948
39562	7/26/2018	ADVBLI	ADVANCED BLIND AND SHADE	365.69	37,949
39563	7/26/2018	ATT	A T & T	363.82	37,950
39564	7/26/2018	CALPERS	CALPERS	385.14	37,951 (Voided)
39565	7/26/2018	CULWAT	CULLIGAN QUALITY WATER ENTERPRISE	23.21	37,952
39566	7/26/2018	DATFLO	DATA FLOW BUSINESS SYSTEMS	333.40	37,953
39567	7/26/2018	EREVU	EREVU GROUP	7,250.00	37,954 (Voided)
39568	7/26/2018	FAIPUB	FAIR PUBLISHING HOUSE, INC.	5,170.93	37,955
39569	7/26/2018	FEDKIN	FEDEX KINKO'S	10.63	37,956
39570	7/26/2018	GRAINGER	GRAINGER	540.38	37,957
39571	7/26/2018	HOBART	HOBART SALES AND SERVICE	238.25	37,958
39572	7/26/2018	KLIFT	K LIFT SERVICE CO., INC.	940.79	37,959
39573	7/26/2018	KYSMET	KYSMET SECURITY & PATROL	608.00	37,960
39574	7/26/2018	LUMEN	LUMENATURE	449.75	37,961
39575	7/26/2018	M&SBUI	M&S Building Supply, Inc	19.47	37,962
39576	7/26/2018	MARIRR	MARTIN'S IRRIGATION SUPPLY, INC.	119.92	37,963
39577	7/26/2018	MCCVB	MONTEREY CO.CONVENTION & VISITORS	325.00	37,964
39578	7/26/2018	MCDREF	MCDONALD REFRIGERATION, INC.	576.32	37,965
39579	7/26/2018	MISLIN	Mission Linen and Uniform Service	152.16	37,966
39580	7/26/2018	MONDIS	MONTEREY CITY DISPOSAL, INC.	5,836.96	37,967
39581	7/26/2018	MONFIR	MONTEREY FIRE EXTINGUISHER CO.	1,641.71	37,968
39582	7/26/2018	PGE	PACIFIC GAS & ELECTRIC	7,994.37	37,969 (Voided)
39583	7/26/2018	PRICE	PRICE PAIGE & COMPANY	2,280.00	37,970
39584	7/26/2018	TENERA	TENERA ENVIRONMENTAL	1,325.75	37,971
39585	7/26/2018	TRAVEL	TRAVELODGE	912.12	37,972
39586	7/26/2018	ULINE	ULINE SHIPPING SUPPLY SPECIALISTS	1,158.51	37,973
39582	7/26/2018	PGE	PACIFIC GAS & ELECTRIC	7,994.37-	37,974 (Voided)
DEBIT	6/5/2018	PGE	PACIFIC GAS & ELECTRIC	123.87	37,976
DEBIT	6/5/2018	PGE	PACIFIC GAS & ELECTRIC	7.85	37,977
DEBIT	6/5/2018	PGE	PACIFIC GAS & ELECTRIC	22.28	37,978
DEBIT	6/5/2018	PGE	PACIFIC GAS & ELECTRIC	7,628.22	37,979
DEBIT	6/5/2018	PGE	PACIFIC GAS & ELECTRIC	212.15	37,980
DEBIT	6/5/2018	CALAME	CALIFORNIA AMERICAN WATER	3,057.29	37,981
39453	6/1/2018	MCHA	MONTEREY COUNTY HOSPITALITY ASSOC	125.00	37,983
39455	6/4/2018	CASH	CASH	300.00	37,982

AP Payments Check Register

Monterey County Fair
Kelly Violini

Wednesday, September 26, 2018 3:27:55PM
Page 4

Reference	Date	Vendor	Vendor Description	Net Pay	Merge #
39490	6/25/2018	LAUJOH	JOHN D. LAUGHTON	620.00	37,975
39587	7/30/2018	MONCIT	CITY OF MONTEREY	296.00	37,984
DEBIT	6/5/2018	CALAME	CALIFORNIA AMERICAN WATER	1,465.17	37,985
39567	7/26/2018	EREVU	EREVU GROUP	7,250.00	37,986 (Voided)
39588	7/30/2018	HURJER	JERICA HURTADO	94.85	37,987
39589	7/31/2018	GRAKIT	GRANDMA'S KITCHEN	500.00	37,988
39590	7/31/2018	NGUTRA	TRACY NGUYEN/EXOTIC BIRD SHOW	500.00	37,989
39591	7/31/2018	SHURAN	RANDY SHUMAKER	300.00	37,990
39592	7/31/2018	SUAYAR	YARETH SUAREZ	412.00	37,991
39593	7/31/2018	ZARKAR	KARINA ZARAGOZA	500.00	37,992
39594	7/31/2018	CFSA	CALIFORNIA FAIR SERVICES AUTHORITY	460.00	37,993
39595	7/31/2018	NAZJIM	NAZARETH JIMENEZ	900.00	37,994
39597	8/3/2018	CALSTA	CALIFORNIA, STATE OF	175.00	37,995
39598	8/3/2018	ENTADM	ENTERPRISE ADMINS LLC	4,880.33	37,996
39599	8/3/2018	ENTADM	ENTERPRISE ADMINS LLC	1,812.50	37,997
39600	8/3/2018	BELJUL	JULIA BELL	40.88	38,000
39601	8/3/2018	BLUINT	MONTEREY INTERNATIONAL BLUES FESTI	3,218.31	38,001
39602	8/3/2018	FESART	ARTICHOKE FESTIVAL	6,202.26	38,002
39603	8/3/2018	GOUSHE	SHELBY GOURLEY	8.45	38,003
39604	8/3/2018	GRAHAY	HAYDEN GRAY	38.71	38,004
39605	8/3/2018	IUOE12	INT'L. UNION OF OPERATING ENGINEERS	46.84	38,005
39606	8/3/2018	TEAMSTER	TEAMSTERS UNION LOCAL #853	35.00	38,006
debit	7/5/2018	PGE	PACIFIC GAS & ELECTRIC	14,373.73	38,007
debit	7/16/2018	CALAME	CALIFORNIA AMERICAN WATER	1,473.01	38,011
debit	7/5/2018	CALAME	CALIFORNIA AMERICAN WATER	5,886.15	38,014
debit	7/9/2018	COMCAS	COMCAST	241.16	38,013
debit	7/5/2018	COMCAS	COMCAST	433.84	38,015
debit	7/20/2018	VERWIR	VERIZON WIRELESS	477.06	38,008
debit	7/20/2018	VERWIR	VERIZON WIRELESS	418.13	38,009
39499	7/3/2018	CASH	CASH	500.00	38,016
39498	7/3/2018	POSTMA	Postmaster	250.00	38,017
39553	7/20/2018	MERMAI	MERRY MAID SERVICE	395.00	38,010
39547	7/13/2018	RAYTECH	RAYNE TECHNOLOGY SERVICES	11,230.95	38,012
39555	7/20/2018	POSTMA	Postmaster	500.00	38,033
debit	7/9/2018	COMCAS	COMCAST	236.16	38,034
39607	8/4/2018	A1SWEE	A-1 SWEEPING SERVICES	1,000.00	38,018
39608	8/4/2018	AME157	American Lock & Key Service	958.67	38,019
39609	8/4/2018	BARCAR	BARRY'S CARPET SERVICE	4,920.00	38,020
39610	8/4/2018	COAPAV	COASTAL PAVING AND EXCAVATING, INC.	17,778.00	38,021
39611	8/4/2018	ELVCLE	ELVI'S CLEANING SERVICES	1,380.00	38,022
39612	8/4/2018	FIRALA	FIRST ALARM, INC.	1,746.75	38,023
39613	8/4/2018	GEIGER	GEIGER	330.19	38,024
39614	8/4/2018	HOMDEP	HOME DEPOT	1,286.11	38,025
39615	8/4/2018	KYSMET	KYSMET SECURITY & PATROL	1,577.00	38,026
39616	8/4/2018	LOSBAN	LOS BANOS ABATTOIR CO.	2,403.00	38,027
39617	8/4/2018	MATWHO	MATRANGA FLORAL	181.00	38,028
39618	8/4/2018	MILEVE	MILLER EVENT MANAGEMENT	848.00	38,029
39619	8/4/2018	OFFDEP	OFFICE DEPOT	413.03	38,030
39620	8/4/2018	QUILL	QUILL.COM	2,458.40	38,031
39621	8/4/2018	XOPAN	XOPANDORA	340.00	38,032
39548	7/31/2018	USBANK	US BANK	10,345.67	38,035
39622	8/3/2018	CASH	CASH	500.00	38,036
39623	8/3/2018	CURWAV	CURRENT WAVE MEDIA	30,000.00	38,037

AP Payments Check Register

Monterey County Fair
Kelly Violini

Wednesday, September 26, 2018 3:27:55PM
Page 5

Reference	Date	Vendor	Vendor Description	Net Pay	Merge #
39624	8/3/2018	FEIROB	ROBERT FEISEL	220.00	38,038
39625	8/3/2018	PURWAT	PURE WATER	11,760.90	38,039
39626	8/6/2018	PETTY	CASH- PETTY CASH	456.52	38,040
39627	8/6/2018	CASH	CASH	670.00	38,041
39564	7/26/2018	CALPERS	CALPERS	385.14	38,042 (Voided)
39628	8/6/2018	TRLASER	TR LASER CREATIONS	980.00	38,045
39629	8/6/2018	COPKIN	Copy King	68.52	38,046
39630	8/6/2018	FIRALA	FIRST ALARM, INC.	732.33	38,047
39631	8/6/2018	HERALD	THE HERALD	750.00	38,048
39632	8/6/2018	INTEG	INTEGRATION	4.75	38,049
39633	8/6/2018	MATWHO	MATRANGA FLORAL	99.32	38,050
39634	8/6/2018	ZIOBRAND	ZIO BRAND SAUSAGES	1,359.00	38,051
39635	8/7/2018	CLSBOO	CLS BOOKKEEPING SERVICES	218.00	38,052
39637	8/6/2018	A&R	A & R PLUMBING	230.00	38,053
39638	8/6/2018	AMESUP	AMERICAN SUPPLY COMPANY	2,341.52	38,054
39639	8/6/2018	ATT	A T & T	116.22	38,055
39640	8/6/2018	CARF	C. A. R. F.	1,679.25	38,056
39641	8/6/2018	COPKIN	Copy King	396.94	38,057
39642	8/6/2018	CULWAT	CULLIGAN QUALITY WATER ENTERPRISE	133.01	38,058
39643	8/6/2018	CURWAV	CURRENT WAVE MEDIA	4,250.00	38,059
39644	8/6/2018	DATFLO	DATA FLOW BUSINESS SYSTEMS	734.86	38,060
39645	8/6/2018	DIRTV	DIRECT TV	197.47	38,061
39646	8/6/2018	EDIMON	EDIBLE MONTEREY BAY	370.00	38,062
39647	8/6/2018	FEDKIN	FEDEX KINKO'S	139.35	38,063
39648	8/6/2018	KELMOO	KELLY-MOORE PAINT COMPANY, INC.	219.12	38,064
39649	8/6/2018	KLIFT	K LIFT SERVICE CO., INC.	170.98	38,065
39650	8/6/2018	MONDIS	MONTEREY CITY DISPOSAL, INC.	1,343.37	38,066
39651	8/6/2018	MONFIR	MONTEREY FIRE EXTINGUISHER CO.	930.00	38,067
39652	8/6/2018	MONONE	MONTEREY ONE WATER	2,864.24	38,068
39653	8/6/2018	PENMES	PENINSULA MESSINGER SERVICE	118.00	38,069
39654	8/6/2018	RAYNE	RAYNE WATER	42.00	38,070
39655	8/6/2018	TRIOI	OLIVIA TRINIDAD	3,807.25	38,071
39656	8/6/2018	ULINE	ULINE SHIPPING SUPPLY SPECIALISTS	191.11	38,072
39657	8/6/2018	UVLAND	UV LANDSCAPING	225.00	38,073
39658	8/6/2018	VALPAC	VALLEY PACIFIC PETROLEUM SERVICES, I	942.32	38,074
39659	8/6/2018	VALSAW	VALLEY SAW & GARDEN EQUIPMENT	80.74	38,075
39660	8/6/2018	VOYAGER	VOYAGER	428.76	38,076
39661	8/6/2018	XOPAN	XOPANDORA	740.00	38,077
39662	8/10/2018	CONDOR	CONDOR SECURITY OF AMERICA, INC.	1,470.00	38,078
39663	8/12/2018	JANSHE	SHELIA JANUARY	550.00	38,079
39665	8/17/2018	COCA	COCA COLA ENTERPRISES BOTTLING CON	3,700.50	38,080
39666	8/17/2018	CALSTA	CALIFORNIA, STATE OF	175.00	38,081
39667	8/17/2018	CASH	CASH	500.00	38,082
39668	8/17/2018	FIRIMP	FIRST IMPRESSIONS PARTY SUPPLY	2,341.93	38,083
39669	8/17/2018	ITACOW	ITALIAN COWBOYS BBQ CATERING	230.00	38,084
39670	8/18/2018	HALROB	ROBERT HALLATT	1,380.00	38,085
39671	8/18/2018	ITACOW	ITALIAN COWBOYS BBQ CATERING	9,200.00	38,086
39672	8/19/2018	BRIELS	ELSA BRISSON	60.00	38,087 (Voided)
39673	8/19/2018	CUJIMAR	MARGARET CUJISINIER	150.00	38,088
39674	8/19/2018	FISSHE	SHERRY FISHER	50.00	38,089
39675	8/19/2018	HEWJAN	JANE HEWITT	40.00	38,090
39676	8/19/2018	LONRON	RON LONGUEIRA	60.00	38,091
39677	8/19/2018	MURJEA	JEANNIE MURREY	80.00	38,092

AP Payments Check Register

Monterey County Fair
Kelly Violini

Wednesday, September 26, 2018 3:27:55PM
Page 6

Reference	Date	Vendor	Vendor Description	Net Pay	Merge #
39678	8/19/2018	PESDAW	DAWN PESCHKE	100.00	38,093
39679	8/19/2018	RUDROB	ROBIN RUDD	120.00	38,094
39680	8/19/2018	SCHCLY	CLYDE SCHAFER	60.00	38,095
39681	8/19/2018	SMIANN	ANNIE SMITH	250.00	38,096
39682	8/19/2018	SOLBEC	BECKY DESMIT-SOLLECITO	60.00	38,097 (Voided)
39683	8/19/2018	TAFEMI	EMILY TAFOYA	100.00	38,098
39684	8/21/2018	BRIMAR	BRICKMAN MARKETING	1,685.00	38,101
39685	8/21/2018	CAIMAR	MARCI BRACCO CAIN	3,159.60	38,102
39686	8/21/2018	CONYVE	YVETT CONTOIS	100.00	38,103
39687	8/21/2018	EDWKAT	KATHY EDWARDS	100.00	38,104
39688	8/21/2018	RHOSHIR	SHIRLEY RHODES	100.00	38,105
39690	8/20/2018	BURCH	MBC JUDGE	400.00	38,106
39691	8/20/2018	CALSTA	CALIFORNIA, STATE OF	175.00	38,107
39692	8/20/2018	DURMATT	MATT DURIAN	100.00	38,108
39693	8/20/2018	FERHAN	HANA FERGUSON	50.00	38,109
39694	8/20/2018	GORBAR	BARBARA GORDON	50.00	38,110
39695	8/20/2018	LEEANN	ANNETTE LEEKE	325.00	38,111
39696	8/20/2018	LUGJOE	JOE LUGO	345.00	38,112
39697	8/20/2018	MEYSHE	SHELBY MEYER	400.00	38,113
39698	8/20/2018	MONKARL	KARL MONTAGUE	100.00	38,114
39699	8/20/2018	RAFALAN	ALAN RAFFERTY	165.00	38,115
39700	8/20/2018	STAAMA	AMANDA STALLMAN	250.00	38,116
39701	8/20/2018	ZITAMY	AMY ZITTEL	370.00	38,117
39702	8/24/2018	MATMEL	MELISSA MATTIS	170.00	38,119
39703	8/24/2018	CASH	CASH	1,200.00	38,120
39704	8/25/2018	WILERI	ERIK WILKINS	50.00	38,121
39705	8/25/2018	ADMONE	ADMIT ONE PRODUCTS	796.69	38,122
39706	8/25/2018	BILLPLUM	BILL'S PLUMBING, DRAIN AND BACKFLOW	340.00	38,123
39707	8/25/2018	CFSA	CALIFORNIA FAIR SERVICES AUTHORITY	9,955.59	38,124
39708	8/25/2018	CULWAT	CULLIGAN QUALITY WATER ENTERPRISES	584.21	38,125
39709	8/25/2018	DELLEN	DELTA DENTAL	756.32	38,126
39710	8/25/2018	FOOTIM	FOOLISH TIMES	550.00	38,127
39711	8/25/2018	KAMPRO	KAM PRODUCTIONS	250.00	38,128
39712	8/25/2018	KELPRO	KELLY PRODUCTIONS	1,010.00	38,129
39713	8/25/2018	MATWHO	MATRANGA FLORAL	553.97	38,130
39714	8/25/2018	MONWEE	MONTEREY COUNTY WEEKLY	465.00	38,131
39715	8/25/2018	PURWAT	PURE WATER	2,213.90	38,132
39716	8/25/2018	RAMVIC	VICTOR RAMOS	500.00	38,133
39717	8/25/2018	REDDON	RED'S DOUGHNUTS	261.60	38,134
39718	8/25/2018	TRU294	Trucksis Enterprises, Inc.	900.00	38,135
39719	8/26/2018	CASH	CASH	30,000.00	38,137
39720	8/26/2018	CASH	CASH	30,000.00	38,136
39721	8/26/2018	ATHTHO	THOR ARTHERTON	1,500.00	38,138
39722	8/26/2018	CAPGAR	GARY CAPLAN	1,020.00	38,139
39723	8/26/2018	DAVHAY	DAVE'S HAY BARN	3,498.00	38,140
39724	8/26/2018	MARCHA	CHAD MARTINA	1,020.00	38,141
39725	8/26/2018	OLESHA	SHANNON SCOTT O'LEARY	1,000.00	38,142
39726	8/26/2018	WOJCHR	CHRISTOPHER WOJTYLKO	1,200.00	38,143
39727	8/26/2018	ALLALA	ALL ALASKAN RACING PIGS	6,300.00	38,144
39728	8/26/2018	CASH	CASH	3,000.00	38,145
39729	8/26/2018	FAROUT	FAR OUT PRODUCTIONS, INC	23,750.00	38,146
39730	8/26/2018	GODTER	TERRY GODFREY	4,750.00	38,147
39731	8/26/2018	HEGCAT	CATON RAINTREE HEGWER	5,400.00	38,148

AP Payments Check Register

Monterey County Fair
Kelly Violini

Wednesday, September 26, 2018 3:27:55PM
Page 7

Reference	Date	Vendor	Vendor Description	Net Pay	Merge #
39732	8/26/2018	KELPRO	KELLY PRODUCTIONS	3,800.00	38,149
39733	8/26/2018	PARART	PARADISE ARTISTS	3,750.00	38,150
39734	8/26/2018	SOMRID	SOMETHING RIDICULOUS	6,000.00	38,151
39735	8/26/2018	STICIR	STILT CIRCUS, INC.	6,700.00	38,152
39736	8/26/2018	TINMAR	TINA MARIE GASSERT	5,115.00	38,153
39737	8/26/2018	MONJOH	JOHN MONACO	250.62	38,154
39738	8/26/2018	POPVELJ	VELJKO POPOVIC	3,125.00	38,155 (Voided)
39739	8/26/2018	MONHEA	MONTEREY COUNTY HEALTH DEPARTMEN	249.00	38,156 (Voided)
39740	8/27/2018	HERFOU	HERITAGE FOUNDATION	50.00	38,157
39741	8/27/2018	STASAN	STAR SANITATION SERVICES, LLC	4,053.84	38,158
39742	8/28/2018	MONHEA	MONTEREY COUNTY HEALTH DEPARTMEN	277.00	38,159
39743	8/29/2018	DOUSKO	DOUGLAS SKOVE	4,540.72	38,160
39744	8/29/2018	RENVEG	RENO VEGAS ENTERTAINMENT, LLC	5,580.00	38,161
39745	8/29/2018	RENVEG	RENO VEGAS ENTERTAINMENT, LLC	6,045.00	38,162
39746	8/29/2018	IZQHUM	HUMBERTO IZQUIERDO	100.00	38,163
39747	8/29/2018	OVEKAR	KAREN OVERSTREET	100.00	38,164 (Voided)
39748	8/29/2018	PAUSCO	SCOTT PAULSEN	100.00	38,165
39749	8/29/2018	ROBHIEL	HELENA ROBERTS	100.00	38,166
39751	8/29/2018	POPVELJ	VELJKO POPOVIC	3,000.00	38,167
39747	8/29/2018	OVEKAR	KAREN OVERSTREET	100.00-	38,176 (Voided)
39738	8/26/2018	POPVELJ	VELJKO POPOVIC	3,125.00-	38,194 (Voided)
39739	8/26/2018	MONHEA	MONTEREY COUNTY HEALTH DEPARTMEN	249.00-	38,247 (Voided)
39672	8/19/2018	BRIELS	ELSA BRISSON	60.00-	38,249 (Voided)
39682	8/19/2018	SOLBEC	BECKY DESMIT-SOLLECITO	60.00-	38,250 (Voided)
DEBIT	8/21/2018	CALAME	CALIFORNIA AMERICAN WATER	1,466.46	38,254
EFT 05/18	6/5/2018	BLUCRO	CALPERS - HCF	17.21	37,826
EFT 06/18	6/5/2018	BLUCRO	CALPERS - HCF	5,213.96	37,827

Total Payments: 345
Total Amount: 676,949.35

WILSONEVENTS

INCORPORATED

515 B Street Petaluma CA 94952 Telephone 707.763.9534 Facsimile: 707.763.9514

September 5, 2018

Kelly Violini, CEO
Monterey County Fair
2004 Fairground Road
Monterey, CA 93940

Subject: 2018 Monterey County Fair/2019 Ideas

Dear Kelly,

On behalf of Wilson Events, Inc., we wish to thank the Monterey County Fair staff and Board of Directors for utilizing our continued services in the coordination of your entertainment needs at this year's Monterey County Fair.

The following sections provide an overview of the various entertainment activities and discussion points reflecting the continual interest to review the overall scheduling and format of the Fair programming. It is always our conscious effort to keep the fair fresh and exciting.

General

Once again, the 2018 Monterey County Fair ran smoothly and efficiently in all entertainment areas throughout the property. The Fair is an incredible representation of a true family fair that is safe, fun, clean and enriching. It is important to note that fairs have been consistent in this time frame in that show attendance has continued to be strong due to continuity. We were excited by the strong attendance which is fantastic in comparison to fairs overall. These strong performances are reflective of the continued diversity and variety of opportunities throughout the grounds. We will continue to define those performers that best represent Monterey County.

As we initiate planning for the 2019 Fair, we welcome your input and recommendations for all stages and performers, the following will highlight our internal review.

Ground's Entertainment

2018 showcased a variety of acts and shows including; Stilt Circus, Something Ridiculous, Circus Imagination, Chicken Rider, Godfrey the Magician, Razzvio and Racing Pigs. All the acts were well received, and we received positive audience feedback on each group. One thing to constantly consider coming off a strong fair will be focused on filling gaps in the program to develop a solid series of professional talent and strolling acts. You have some of the best talent serving Fairs and although budgets are restricting, enhanced grounds serve a message of community appreciation. This is a true family fair which benefits greatly with interaction by the right type of act.

Community Entertainment

It is always the goal to draw in quality grounds acts – we also accept acts from outside the county who have found a passion in performing at fairs for free. Those who participated seemed very pleased with the variety of the schedule. We will continue to evaluate in 2019 to ensure community involvement is maximized.

Headline Entertainment

WAR

Great opening night and crowd pleaser of all ages.....true Bay Area and Northern California legends.

George Strait Tribute

Country Legend – great results, great feedback and attendance.

Journey Revisited

80's are stronger than ever, this repeat act never disappoints.

Hispanic Show

A continued tradition that seems to fit the market.

SAMZ School of Rock

Great Opportunity for local involvement and outreach relations between the Fair and Community.

Tina Marie Hypnotist Show

Always a perfect match for the stage – strong crowds return to standard times worked much better.

Conclusion

Fundamentally from the talent to the incredible local team at Monterey County Fair – you should be very proud of the product you create each year. The Fair continues to overcome obstacles from; limited parking/access constraints and budgets, but it is also time to possibly look at the fair from the ability to truly maximize programming. Many Fairs are in a similar position and the challenges vary per region. Outreach and marketing seem to coincide with entertainment programming in that a strong program does draw crowds.

We are grateful and thankful for the opportunity to serve you and look forward to working with you on next year's Monterey County Fair.

Monterey County Fair, 7th DAA
STATEMENT OF OPERATIONS
May-18

	Prior Month 5/31/2017	Current Month 5/31/2018	Prior YTD 5/31/2017	Current YTD 5/31/2018	Budget 2018
OPERATING REVENUES:					
Admissions to Grounds	120	20	120	20	270,000
Commercial Space	5,150	4,200	9,000	6,600	52,000
Concessions	2,250	2,700	8,400	9,200	375,000
Exhibits	1,345	1,730	8,130	8,720	19,500
Satellite Wagering	28,498	31,760	83,147	100,247	198,000
Interim Events	165,655	165,764	205,794	232,420	712,700
Misc. Fair	10,482	2,576	24,532	33,391	130,500
Prior Year Revenue Adjustment	-	6,000	17,037	1,339	-
RV Park Revenue	35,765	55,286	132,087	218,517	300,000
Other Revenue	(498)	(2,369)	13,651	(89)	40,000
Junior Livestock Auction	-	-	-	50	-
TOTAL REVENUES	248,767	267,668	501,898	610,415	2,097,700

OPERATING EXPENDITURES:					
Administrative Expenses	35,228	54,654	160,877	225,528	409,000
Maintenance Expenses	64,951	61,217	217,030	244,204	565,600
Publicity Expenses	4,345	5,805	15,840	13,594	86,000
Attendance Expenses	909	539	1,282	574	25,700
Misc. Fair Expenses	7,189	761	8,072	2,036	29,500
RV Park Expenses	8,917	11,873	32,770	48,123	80,900
Premium Expenses	2,714	280	7,112	2,570	2,500
Exhibits Expenses	2,135	1,670	5,024	3,640	228,350
Satellite Wagering Expenses	28,998	22,789	107,235	111,585	190,000
Entertainment Expenses	7,511	4,146	8,324	11,396	257,000
Equipment Expenses	8,683	-	8,877	10,929	-
Prior Year Expense Adjustments	300	2,993	2,940	3,003	-
Cash Over/Under	-	-	(4)	-	-
Junior Livestock Auction	484	393	6,755	732	-
TOTAL EXPENSES	172,365	167,120	582,138	677,914	1,874,550

Net Gain/Loss Before Depreciation	76,403	100,548	(80,240)	(67,499)	223,150
--	---------------	----------------	-----------------	-----------------	----------------

Depreciation Expense	-	-	-	-	-
----------------------	---	---	---	---	---

Net Gain/Loss After Depreciation	76,403	100,548	(80,240)	(67,499)	223,150
---	---------------	----------------	-----------------	-----------------	----------------

Monterey County Fair, 7th DAA
STATEMENT OF OPERATIONS
June-18

	Prior Month 6/30/2017	Current Month 6/30/2018	Prior YTD 6/30/2017	Current YTD 6/30/2018	Budget 2018
OPERATING REVENUES:					
Admissions to Grounds	340	610	460	630	270,000
Commercial Space	8,150	15,090	17,150	21,690	52,000
Concessions	2,250	3,750	10,650	12,950	375,000
Exhibits	1,271	727	9,401	9,447	19,500
Satellite Wagering	21,395	13,064	104,542	113,311	198,000
Interim Events	171,854	79,902	377,648	312,322	712,700
Misc. Fair	13,158	18,090	37,690	51,481	130,500
Prior Year Revenue Adjustment	-	-	17,037	1,339	-
RV Park Revenue	21,625	47,277	153,712	265,794	300,000
Other Revenue	9,726	8,695	23,377	8,607	40,000
Junior Livestock Auction	-	-	-	50	-
TOTAL REVENUES	249,768	187,205	751,666	797,621	2,097,700

OPERATING EXPENDITURES:					
Administrative Expenses	35,512	35,391	196,389	260,919	409,000
Maintenance Expenses	72,856	64,196	289,887	308,401	565,600
Publicity Expenses	2,963	4,160	18,803	17,754	86,000
Attendance Expenses	18	9	1,300	583	25,700
Misc. Fair Expenses	4,340	8,117	12,412	10,153	29,500
RV Park Expenses	10,773	7,083	43,543	55,206	80,900
Premium Expenses	1,961	5,171	9,073	7,741	2,500
Exhibits Expenses	9,420	5,676	14,444	9,316	228,350
Satellite Wagering Expenses	22,007	18,941	129,241	130,526	190,000
Entertainment Expenses	-	635	8,324	12,031	257,000
Equipment Expenses	16,146	-	25,022	10,929	-
Prior Year Expense Adjustments	-	-	2,940	3,003	-
Cash Over/Under	-	-	(4)	-	-
Junior Livestock Auction	485	-	7,240	732	-
TOTAL EXPENSES	176,480	149,380	758,618	827,294	1,874,550

Net Gain/Loss Before Depreciation	73,288	37,825	(6,951)	(29,673)	223,150
--	---------------	---------------	----------------	-----------------	----------------

Depreciation Expense	-	-	-	-	-
----------------------	---	---	---	---	---

Net Gain/Loss After Depreciation	73,288	37,825	(6,951)	(29,673)	223,150
---	---------------	---------------	----------------	-----------------	----------------

Monterey County Fair, 7th DAA
STATEMENT OF OPERATIONS
July-18

	Prior Month 7/31/2017	Current Month 7/31/2018	Prior YTD 7/31/2017	Current YTD 7/31/2018	Budget 2018
OPERATING REVENUES:					
Admissions to Grounds	4,857	5,756	5,317	6,386	270,000
Commercial Space	14,740	8,660	31,890	30,340	52,000
Concessions	7,751	8,425	18,401	21,375	375,000
Exhibits	5,080	7,331	14,481	16,778	19,500
Satellite Wagering	22,780	28,489	127,322	141,799	198,000
Interim Events	48,331	50,680	425,979	363,002	712,700
Misc. Fair	13,122	28,107	50,812	79,588	130,500
Prior Year Revenue Adjustment	682	-	17,719	1,339	-
RV Park Revenue	24,340	28,163	178,052	293,957	300,000
Other Revenue	2,350	2,454	25,727	11,060	40,000
Junior Livestock Auction	1,100	720	1,100	770	-
TOTAL REVENUES	145,134	168,774	896,800	966,395	2,097,700

OPERATING EXPENDITURES:					
Administrative Expenses	44,336	58,736	240,725	319,655	409,000
Maintenance Expenses	48,742	52,160	338,629	360,561	565,600
Publicity Expenses	1,990	6,667	20,793	24,421	86,000
Attendance Expenses	18	1,801	1,318	2,384	25,700
Misc. Fair Expenses	-	1,968	12,412	12,121	29,500
RV Park Expenses	9,079	13,129	52,622	68,335	80,900
Premium Expenses	2,776	757	11,850	8,498	2,500
Exhibits Expenses	23,090	27,352	37,534	36,669	228,350
Satellite Wagering Expenses	19,420	21,249	148,661	151,975	190,000
Entertainment Expenses	4,000	-	12,324	12,031	257,000
Equipment Expenses	-	-	25,022	10,929	-
Prior Year Expense Adjustments	1,354	-	4,294	3,003	-
Cash Over/Under	-	-	(4)	-	-
Junior Livestock Auction	-	675	7,240	1,407	-
TOTAL EXPENSES	154,805	184,495	913,423	1,011,988	1,874,550

Net Gain/Loss Before Depreciation	(9,671)	(15,721)	(16,623)	(45,594)	223,150
--	----------------	-----------------	-----------------	-----------------	----------------

Depreciation Expense	-	-	-	-	-
----------------------	---	---	---	---	---

Net Gain/Loss After Depreciation	(9,671)	(15,721)	(16,623)	(45,594)	223,150
---	----------------	-----------------	-----------------	-----------------	----------------